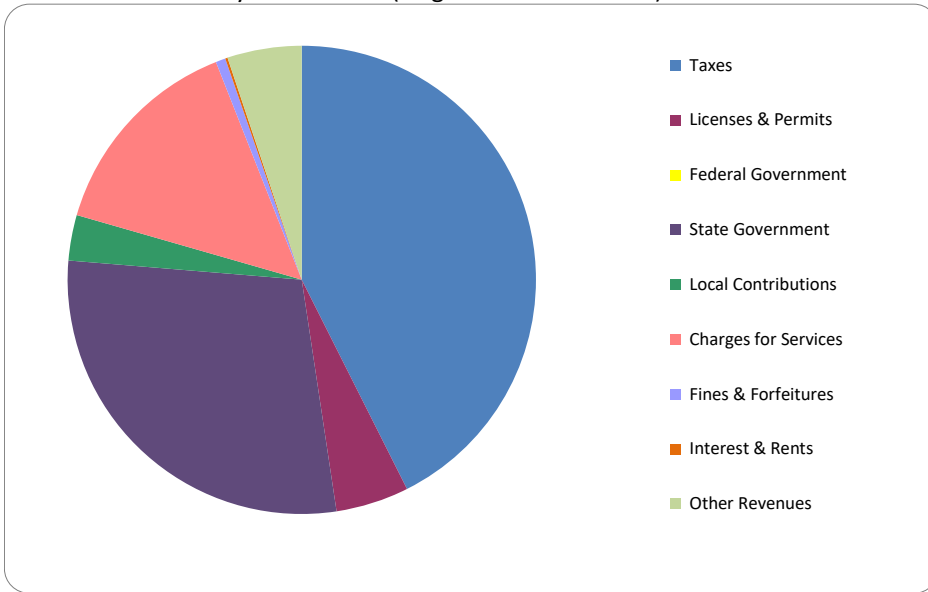


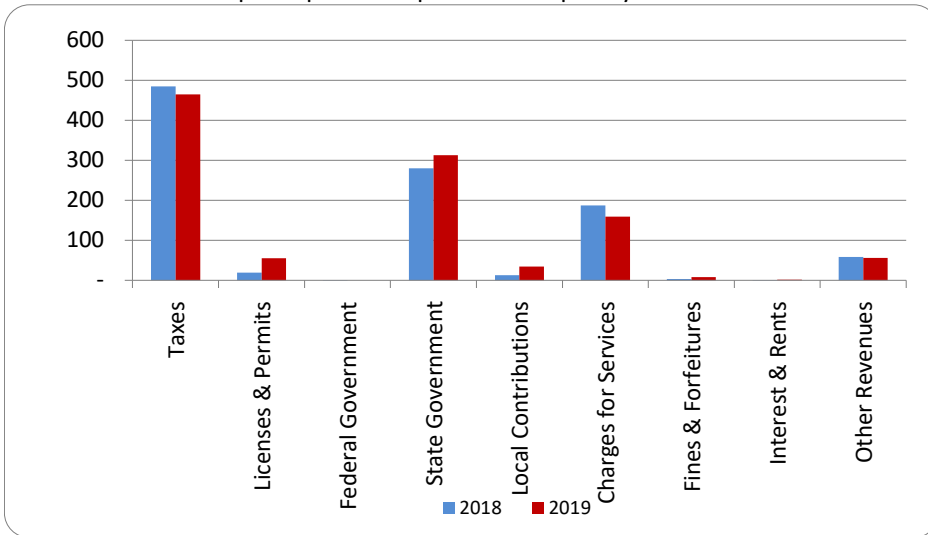
1. Where our money comes from (all governmental funds)



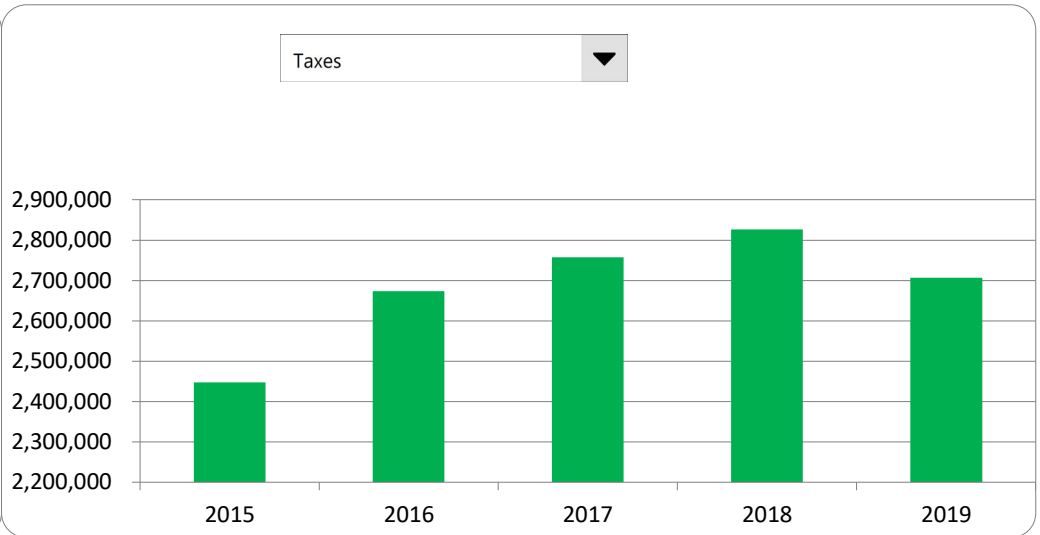
2. Compared to the prior year

	<u>2018</u>	<u>2019</u>	<u>% change</u>
Taxes	\$ 2,826,541	\$ 2,706,532	-4.25%
Licenses & Permits	109,148	320,623	193.75%
Federal Government	3,720	-	-100.00%
State Government	1,629,560	1,822,701	11.85%
Local Contributions	73,223	200,380	173.66%
Charges for Services	1,089,272	925,497	-15.04%
Fines & Forfeitures	18,568	43,637	135.01%
Interest & Rents	3,763	9,991	165.51%
Other Revenues	337,197	326,210	-3.26%
Total Revenues	\$ 6,090,992	\$ 6,355,571	4.34%

3. Revenue sources per capita - compared to the prior year



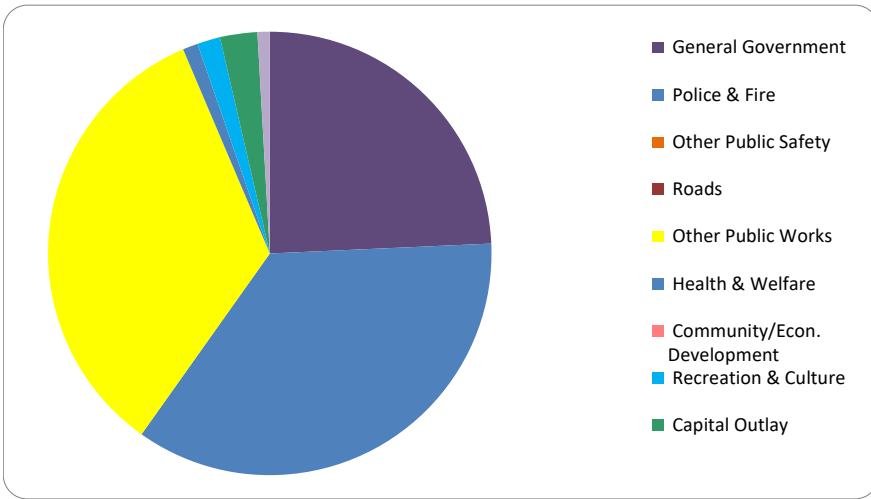
4. Historical trends of individual sources



Commentary:

For more information on our unit's finances, contact Karen Kovacs at (734) 439-1501.

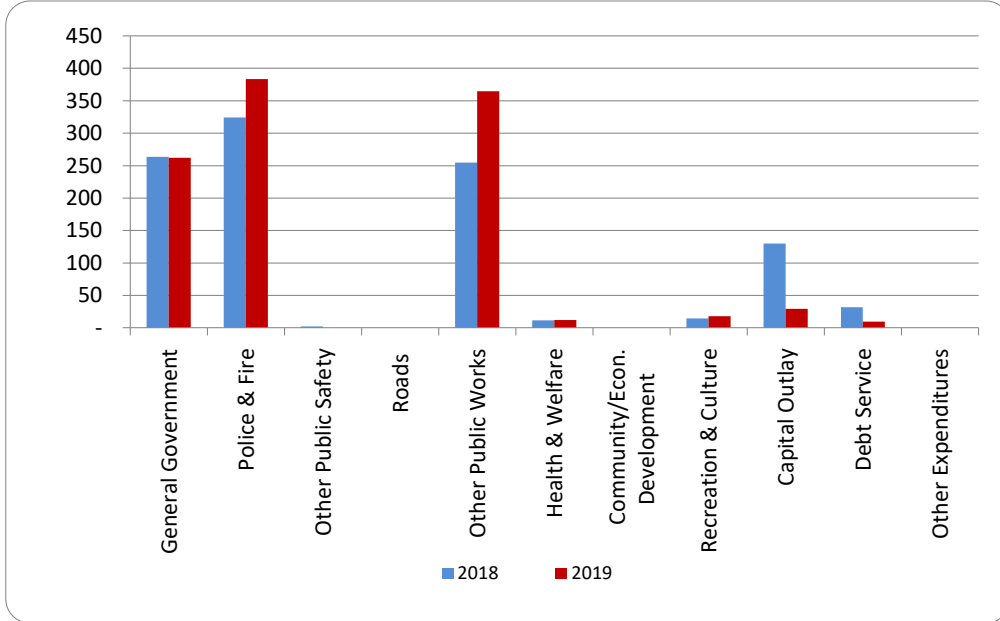
1. Where we spend our money (all governmental funds)



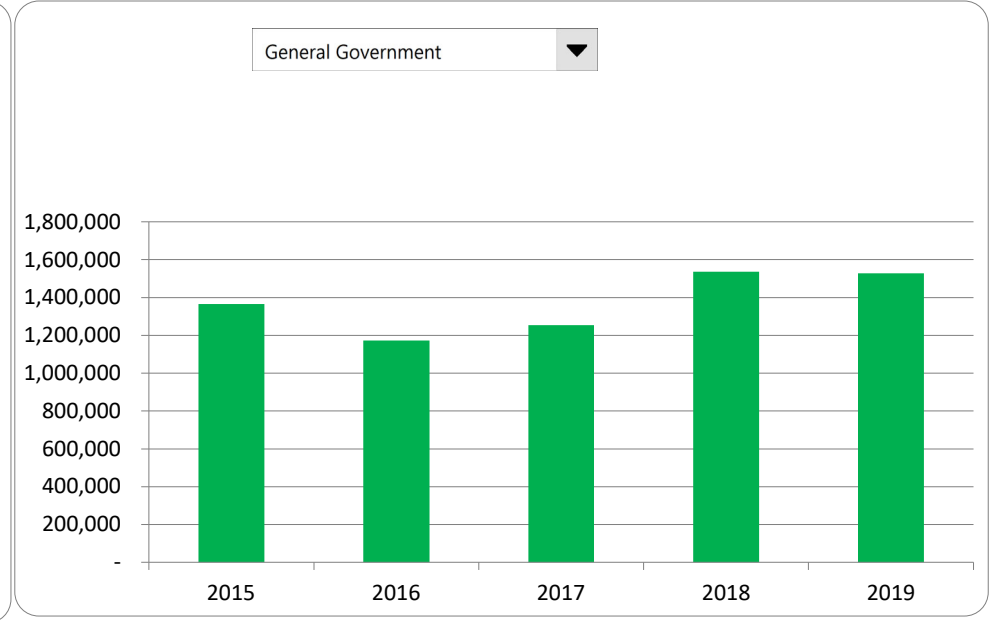
2. Compared to the prior year

	<u>2018</u>	<u>2019</u>	<u>% change</u>
General Government	\$ 1,535,494	\$ 1,527,004	-0.55%
Police & Fire	1,887,668	2,230,981	18.19%
Other Public Safety	13,326	-	-100.00%
Other Public Works	1,483,119	2,122,967	43.14%
Health & Welfare	67,725	68,850	1.66%
Recreation & Culture	85,789	105,176	22.60%
Capital Outlay	756,602	171,538	-77.33%
Debt Service	185,185	55,663	-69.94%
Other Expenditures	-	-	N/A
Total Expenditures	\$ 6,014,908	\$ 6,282,179	4.44%

3. Spending per capita - compared to the prior year



4. Historical trends of individual departments:



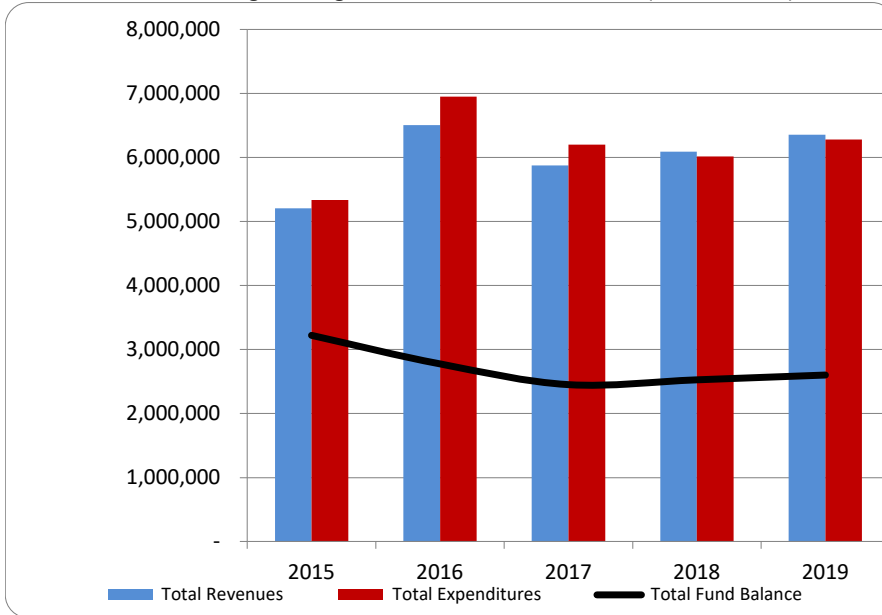
Commentary:

For more information on our unit's finances, contact Karen Kovacs at (734) 439-1501.

CITIZEN'S GUIDE TO LOCAL UNIT FINANCES - City of Milan (81-2020)

FINANCIAL POSITION

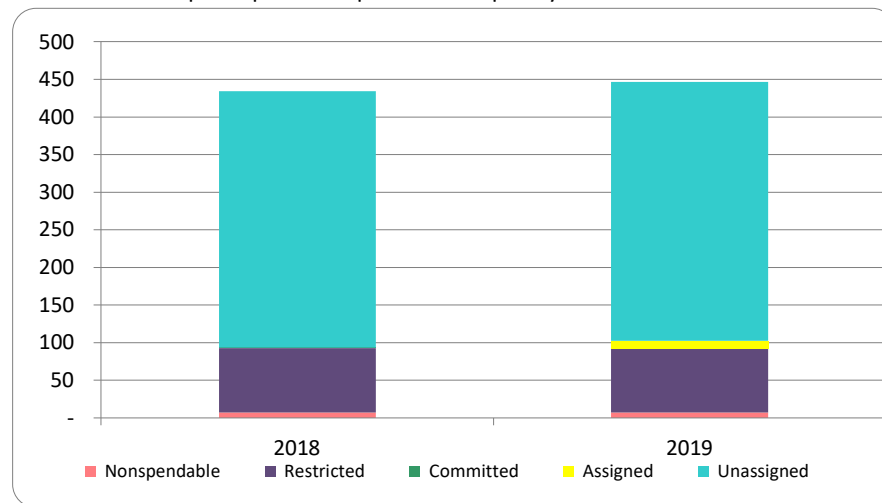
1. How have we managed our governmental fund resources (fund balance)?



2. Compared to the prior year

	2018	2019	% change
Revenue	6,090,992	6,355,571	4.34%
Expenditures	6,014,908	6,282,179	4.44%
Surplus (shortfall)	76,084	73,392	-3.54%
Fund balance, by component:			
Nondspendable	40,445	40,549	0.26%
Restricted	499,927	497,427	-0.50%
Committed	4,000	-	-100.00%
Assigned	-	57,212	N/A
Unassigned	1,983,549	2,006,125	1.14%
total fund balance	2,527,921	2,601,313	2.90%

3. Fund balance per capita - compared to the prior year



4. Historical trends of individual components



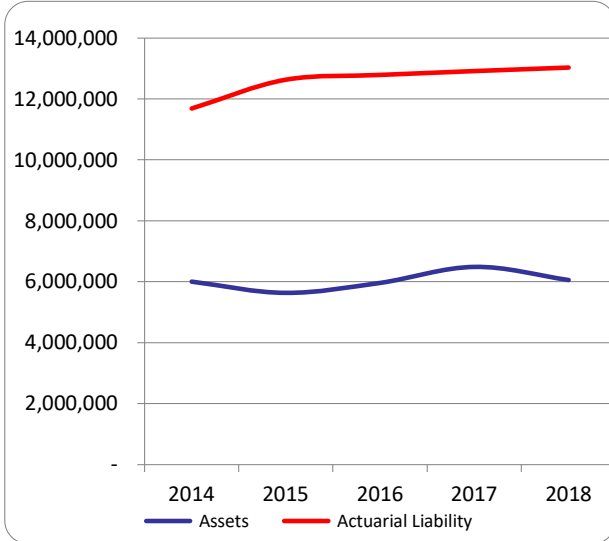
Commentary:

For more information on our unit's finances, contact Karen Kovacs at (734) 439-1501.

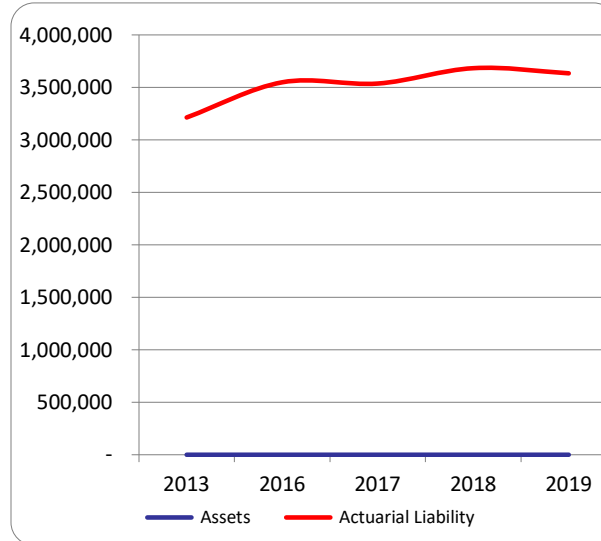
CITIZEN'S GUIDE TO LOCAL UNIT FINANCES - City of Milan (81-2020)

OTHER LONG TERM OBLIGATIONS

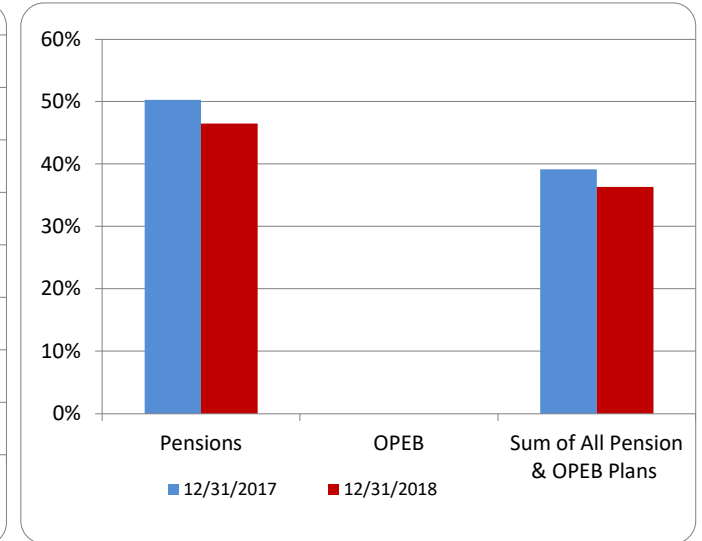
1. Pension funding status



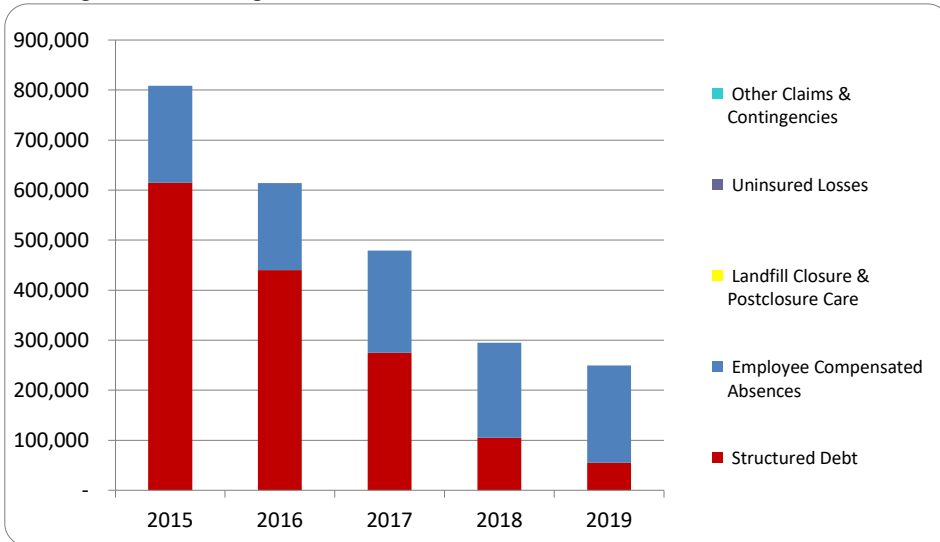
2. Retiree Health care funding status



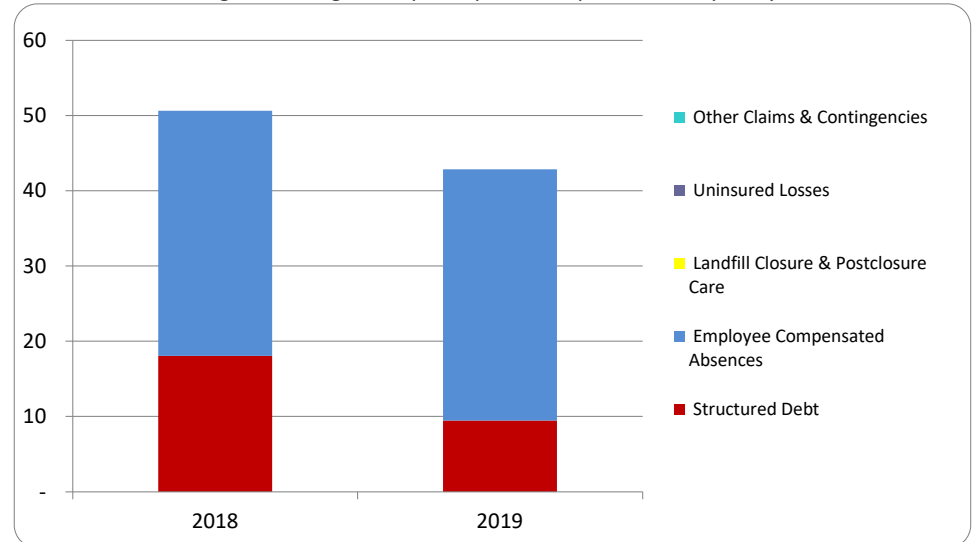
3. Percent funded - compared to the prior year



4. Long Term Debt obligations:



5. Debt & other long term obligations per capita - compared to the prior year



Commentary:

For more information on our unit's finances, contact Karen Kovacs at (734) 439-1501.