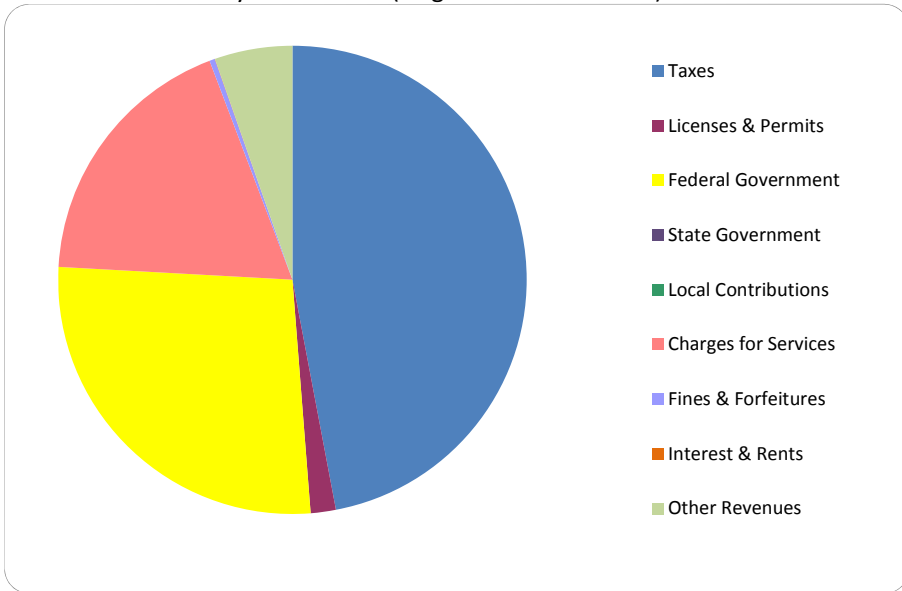


CITIZEN'S GUIDE TO LOCAL UNIT FINANCES - City of Milan (81-2020)

REVENUES

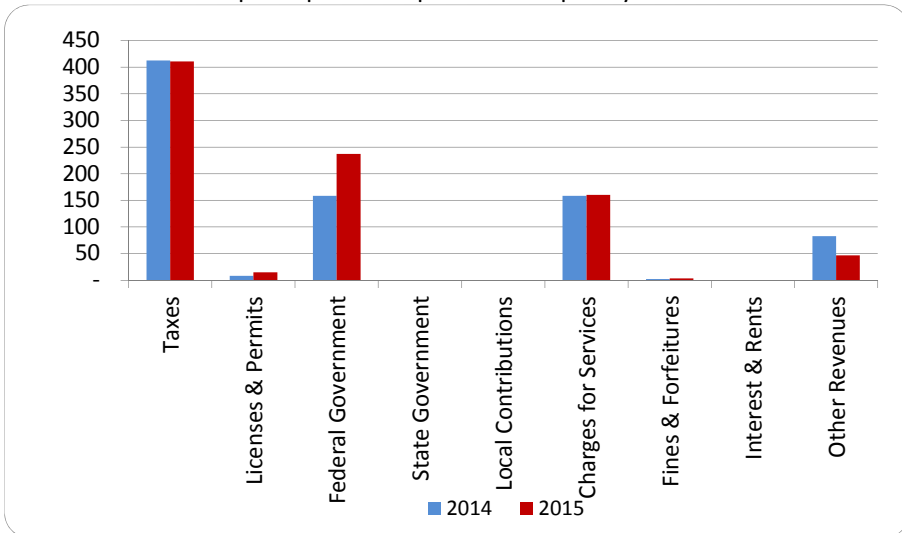
1. Where our money comes from (all governmental funds)



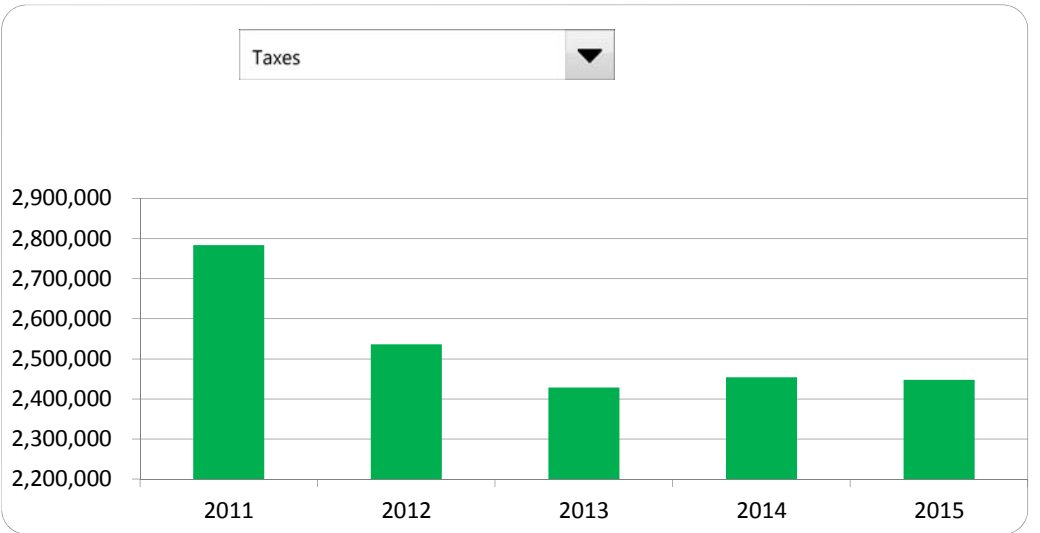
2. Compared to the prior year

	<u>2014</u>	<u>2015</u>	<u>% change</u>
Taxes	\$ 2,454,290	\$ 2,447,592	-0.27%
Licenses & Permits	49,658	89,686	80.61%
Federal Government	942,336	1,411,918	49.83%
State Government	-	-	N/A
Local Contributions	-	-	N/A
Charges for Services	944,309	955,769	1.21%
Fines & Forfeitures	11,676	19,795	69.54%
Interest & Rents	517	192	-62.86%
Other Revenues	492,420	279,562	-43.23%
Total Revenues	\$ 4,895,206	\$ 5,204,514	6.32%

3. Revenue sources per capita - compared to the prior year



4. Historical trends of individual sources



Commentary:

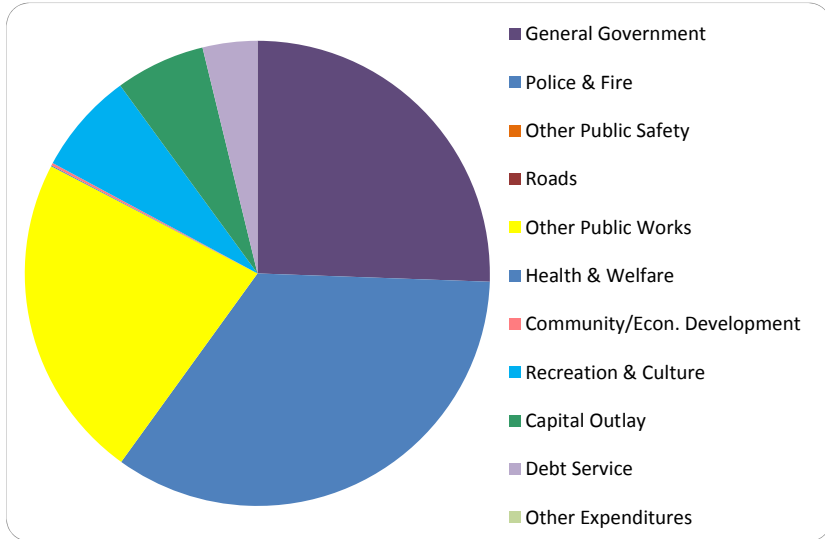
For more information on our unit's finances, contact Karen Samborski at (734) 439-1501.

CITIZEN'S GUIDE TO LOCAL UNIT FINANCES - City of Milan (81-2020)

EXPENDITURES

1. Where we spend our money (all governmental funds)

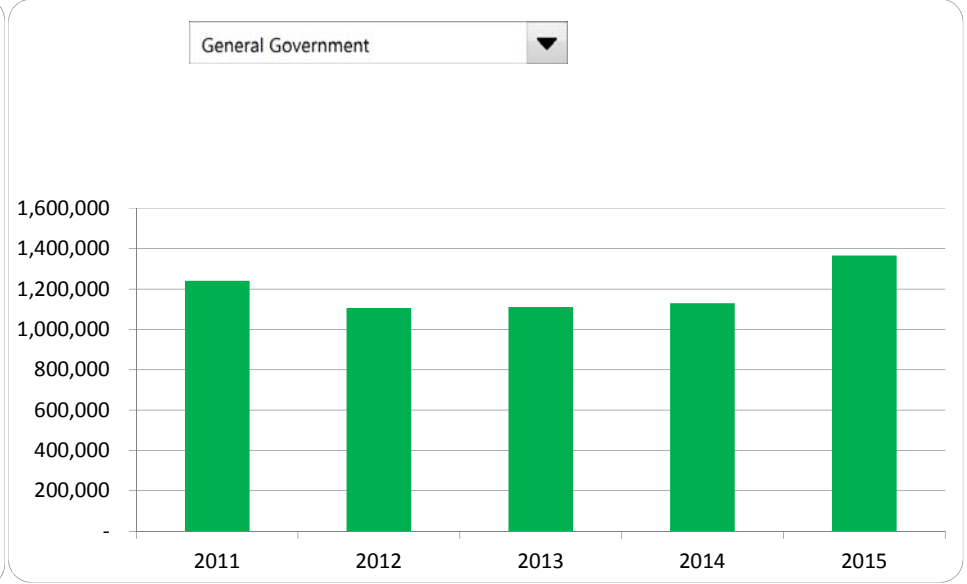
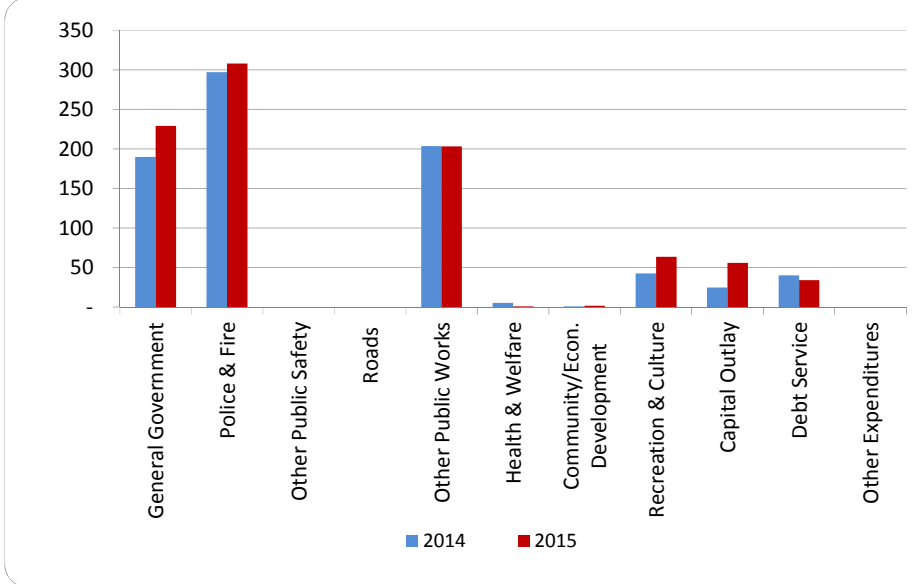
2. Compared to the prior year



	2014	2015	% change
General Government	\$ 1,129,500	\$ 1,365,224	20.87%
Police & Fire	1,767,062	1,834,664	3.83%
Other Public Safety	-	-	N/A
Roads	-	-	N/A
Other Public Works	1,211,265	1,210,850	-0.03%
Health & Welfare	31,086	3,619	-88.36%
Community/Econ. Development	5,059	8,671	71.40%
Recreation & Culture	252,056	378,602	50.21%
Capital Outlay	147,513	333,410	126.02%
Debt Service	237,900	202,788	-14.76%
Other Expenditures	-	-	N/A
Total Expenditures	\$ 4,781,441	\$ 5,337,828	11.64%

3. Spending per capita - compared to the prior year

4. Historical trends of individual departments:



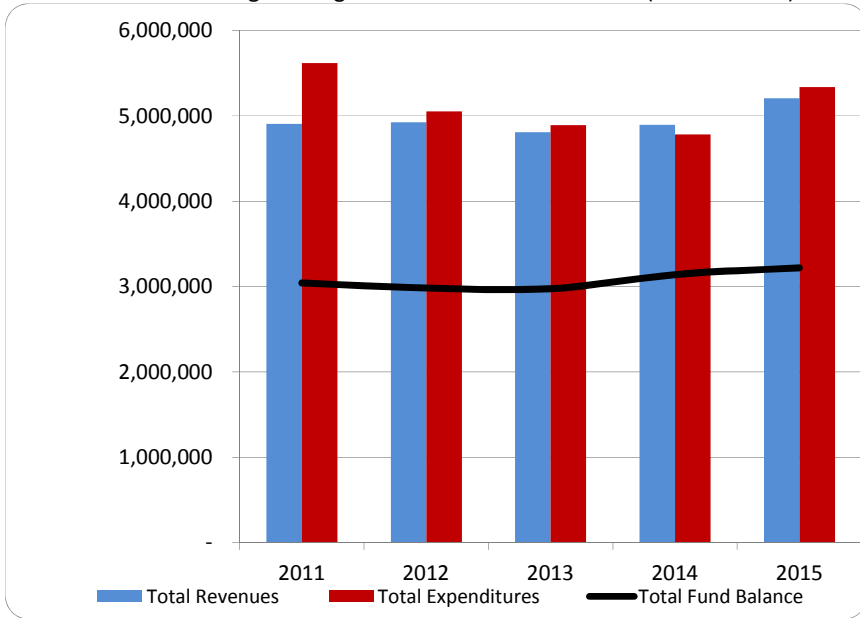
Commentary:

For more information on our unit's finances, contact Karen Samborski at (734) 439-1501.

CITIZEN'S GUIDE TO LOCAL UNIT FINANCES - City of Milan (81-2020)

FINANCIAL POSITION

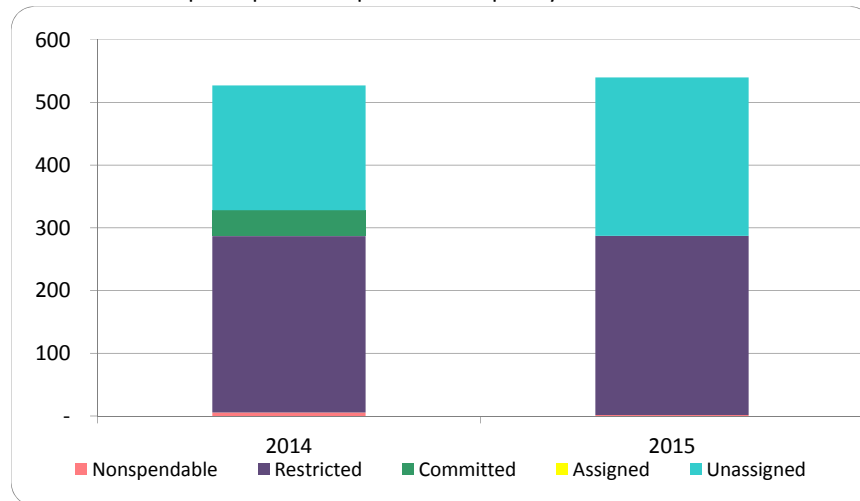
1. How have we managed our governmental fund resources (fund balance)?



2. Compared to the prior year

	2014	2015	% change
Revenue	4,895,206	5,204,514	6.32%
Expenditures	4,781,441	5,337,828	11.64%
Surplus (shortfall)	113,765	(133,314)	-217.18%
Fund balance, by component:			
Nondspendable	32,754	8,802	-73.13%
Restricted	1,672,992	1,702,620	1.77%
Committed	246,566	-	-100.00%
Assigned	-	-	N/A
Unassigned	1,186,564	1,507,028	27.01%
total fund balance	3,138,876	3,218,450	2.54%

3. Fund balance per capita - compared to the prior year



4. Historical trends of individual components



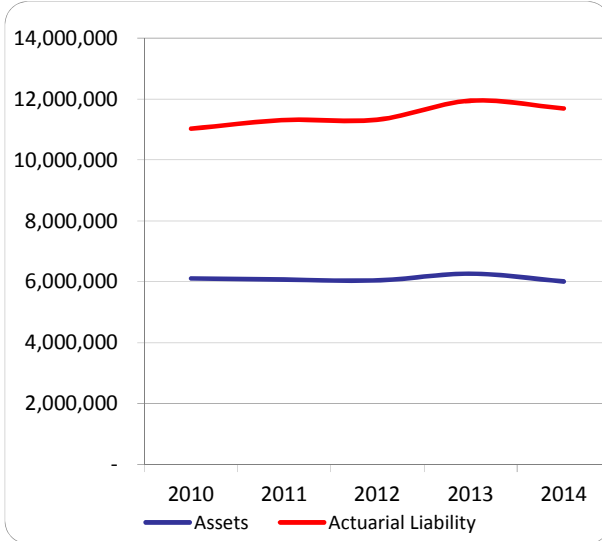
Commentary:

For more information on our unit's finances, contact Karen Samborski at (734) 439-1501.

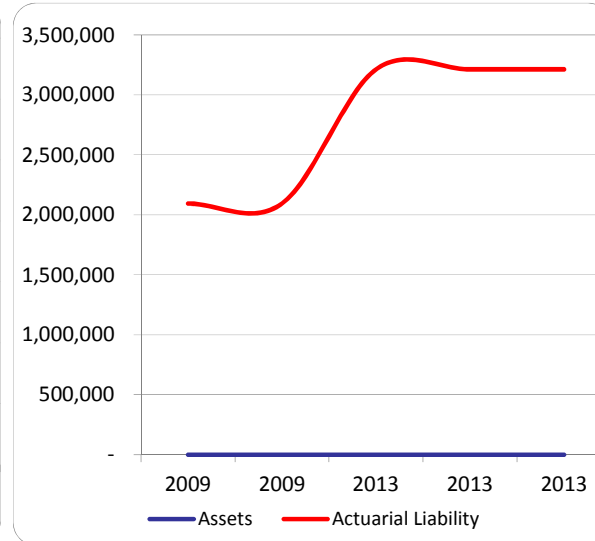
CITIZEN'S GUIDE TO LOCAL UNIT FINANCES - City of Milan (81-2020)

OTHER LONG TERM OBLIGATIONS

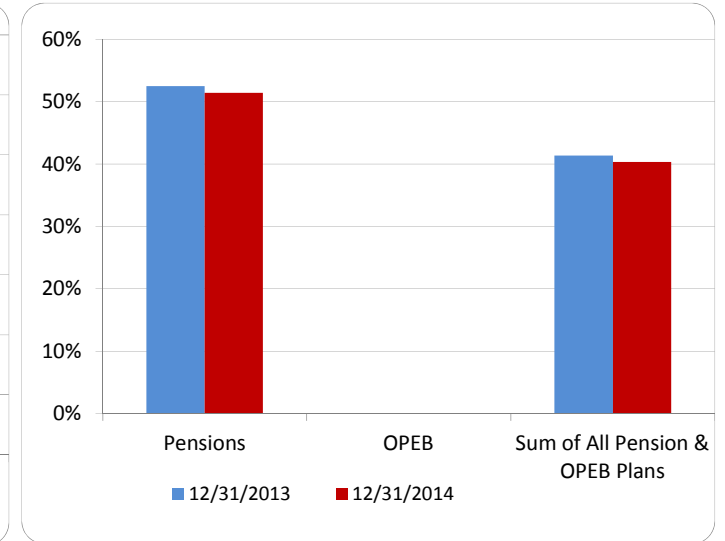
1. Pension funding status



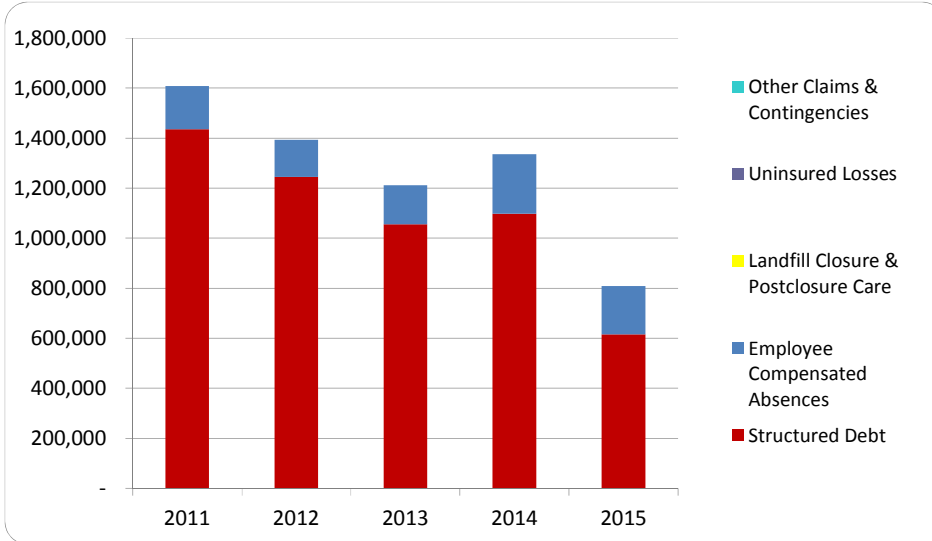
2. Retiree Health care funding status



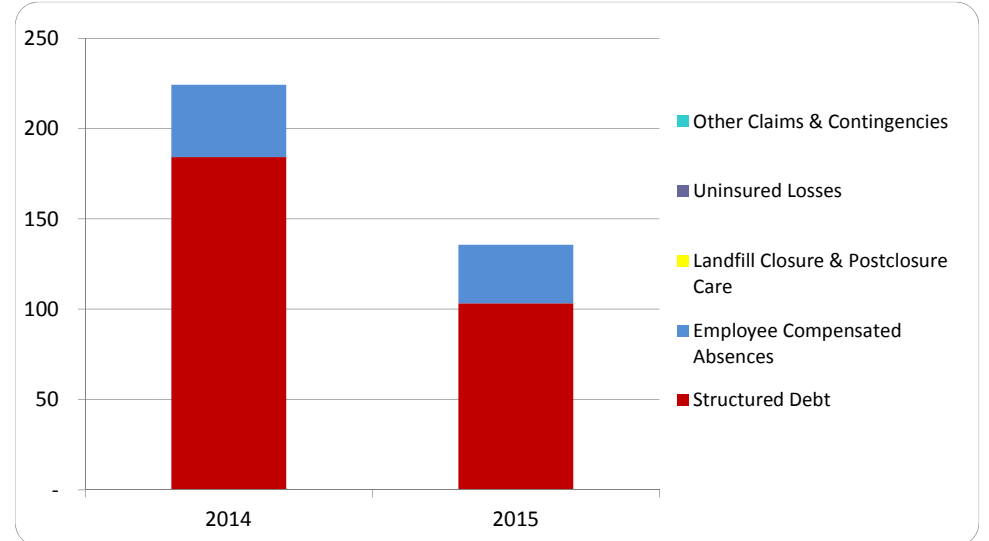
3. Percent funded - compared to the prior year



4. Long Term Debt obligations:



5. Debt & other long term obligations per capita - compared to the prior year



Commentary:

For more information on our unit's finances, contact Karen Samborski at (734) 439-1501.